


Ask for
Lowe®

**Trenching
Attachments**



Productive, Durable, Value®

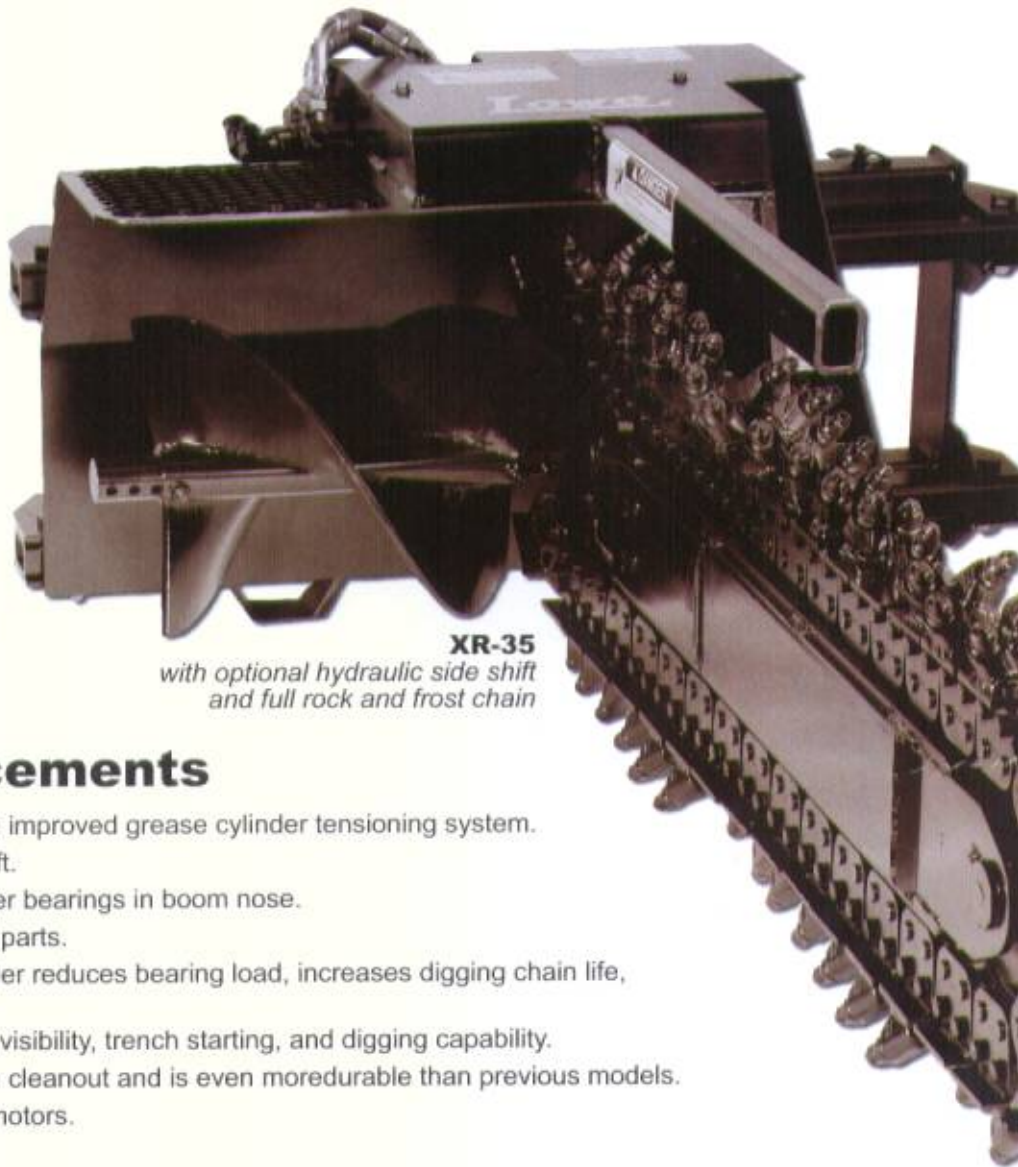
LOWE® Trenching Your Skid/Mini Lo

XR-Series

Our XR-Series trenching attachments are the most advanced ever made. They include significant advances in strength, durability, and efficiency over previous designs.

Features include a 50,000 lb. (22,680 kg) digging chain, removable double-flighted spoil auger, self-aligning boom with grease cylinder tensioning system, maintenance-free tapered roller bearings in the nose, longer life boom roller, and high operating pressure capability.

Choose the center trench position for most conditions and for maximum performance. For those times when you need to trench closer to a building or obstruction, use the manual side-shift or the optional hydraulic side shift.




XR-35

*with optional hydraulic side shift
and full rock and frost chain*

XR-Series Enhancements

- Stronger, self-aligning boom design with improved grease cylinder tensioning system.
- Stronger, more wear-resistant drive shaft.
- Stronger, maintenance-free tapered roller bearings in boom nose.
- Easier field maintenance of service and parts.
- New, more wear-resistant end-boom roller reduces bearing load, increases digging chain life, and virtually eliminates lockup.
- Redesigned trencher housing improves visibility, trench starting, and digging capability.
- Optional trench cleaner improves trench cleanout and is even more durable than previous models.
- New, even stronger, **LOWE®** hydraulic motors.



XR-7

*with ABF chain and
optional cleaner*



XR-14

*with ABF chain
and optional
cleaner*

Productive, Durable, Value®

Attachments Make Loader More Useful

Model	Base Machine Recommended Flow	Trench Depth	Trench Width
XR-7	8-15 GPM (30-57 LPM)	2'-3' (.61m-.91m)	4"-8" (102mm-203mm)
XR-14	10-20 GPM (38-76 LPM)	2'-4' (.61m-1.22m)	6"-12" (152mm-305mm)
XR-21	13-25 GPM (49-95 LPM)	2'-5' (.61m-1.52m)	6"-12" (152mm-305mm)
XR-25	16-26 GPM (61-99 LPM)	2'-5' (.61m-1.52m)	6"-12" (152mm-305mm)
XR-35	20-40+ GPM (76-151 LPM)	2'-5' (.61m-1.52m)	6"-12" (152mm-305mm)

**Redesigned to be more productive,
more durable, and an even better value**



The **XR-7** is ideal for the newest mini-loaders.



A new option for the XR-Series is a fixed mount design. This reduces cost, offers reduced weight, promotes even better stability, and is a more compact package.



XR-21
with 1/2 rock and
frost ABF chain and
optional cleaner



XR-25
with ABF chain and
optional cleaner

Demand the best and most durable trenching attachments for today and tomorrow . . . LOWE®

Lowe®

Productive, Durable, Value®



Standard

Recommended for loose, damp soil conditions.



Double Standard Anti Back Flex

Recommended for harder, drier soil, roughly twice the number of teeth.



Expanded Double Standard Anti Back Flex

Recommended for loose soils when extra width is required.



Rock & Frost Anti Back Flex

Recommended for frost and rocky conditions.



1/2 Rock & Frost Anti Back Flex

Recommended for harder soil and mixed rocky digging conditions.



Terminator

Recommended for hard, dry digging conditions and rock. 5 & 6 inch (127 & 152 mm) trench widths are available.

Also, remember to check out our full line of auger attachments.

LOWE® Manufacturing Co., Inc.

www.Loweman.com

E-mail: Lowe@Loweman.com

Phone: 1-888-DIG-LOWE (344-5693)

18903 High Point Road
Viola, WI 54664